

Kingfisher Class Spellings Term 2

TEST DATE: Fri 6th Nov		TEST DATE: Fri 13th Nov		TEST DATE: Fri 20th Nov	
Words with endings that sound like /ze/ as in measure are always spelled with '-sure.'	The suffix '-ation'	Words with endings that sound like /ch/ is often spelled '-ture' unless the root word ends in (t)ch	The suffix '-ation'	Challenge words	Adding -ly to adverbs
measure treasure pleasure enclosure displeasure composure leisure exposure closure disclosure	information sensation preparation vibration decoration donation duration registration population determination	creature furniture picture nature adventure capture future sculpture fracture mixture	adoration admiration coronation detonation observation location generation exploration combination illustration	actual answer bicycle circle earth enough fruit island often popular	sadly completely wildly bravely gently foolishly proudly horribly nervously happily
TEST DATE: Fri 27th Nov		TEST DATE: Fri 4th Dec		TEST DATE: Fri 11th Dec	
Words with the prefix 're-' meaning 'again' or 'back.'	Adding '-ly' to turn an adjective into an adverb	The prefix 'dis-' which has a negative meaning	The 'sh' sound spelled 'ch'	The prefix 'mis-' – another prefix with negative meanings	Challenge words
redo refresh return reappear redecorate revenge review replay reaction rebound	usually finally beautifully thoughtfully wonderfully carefully faithfully peacefully cruelly generally	disappoint disagree disobey disable dislike dislocate disappear disadvantage disapprove dislodge	chef chalet machine brochure parachute chute chaperone chandelier crochet quiche	misbehave mislead misspell mistake misplace misread mistrust misunderstanding misuse mislaid	complete continue experiment famous favourite February naughty material knowledge remember
TEST DATE: Thurs 17th Dec					
Please practice the year 3/4 spelling words.					
There will be no test this week.					









SPELLINGS: KINGFISHER CLASS

At the moment we are not using Spelling Shed to practise spellings. We have listed some great ways to practise your spellings below.

There are two lists each week. The list on the left is recap of year 3 spellings and the list on the right are year 4 spellings.

Year 3 spellings will only be recapped briefly in the current week. You will be tested on a selection of words from both lists every Friday.

IDEAS:

<p>1. ABC Order</p>  <p>Write all of your spelling words in alphabetical (ABC) order.</p>	<p>2. Word Parts</p> <p>Write your words. Then use a coloured pencil to divide the words into syllables. e.g. jumping caterpillar</p>	<p>3. Other Handed</p> <p>Write each word 5 times, switching the hand you write it with each time. Say the word as you spell it.</p>	<p>4. Vowel Spotlight</p> <p>Write your words using one colour for the vowels and another colour for the consonants. (vowels: a, e, i, o, u)</p>
<p>5. Use Technology</p> <p>Type out your spelling words on the computer. Try to use at least 4 different fonts.</p> 	<p>6. Pyramid Words</p> <p>s sp spe spel spell spelli spellin spelling (or make them boat shaped, star, smiley face, etc.)</p>	<p>7. "Ransom" Words</p> <p>"Write" your words by cutting letters out of a newspaper or magazine and gluing the letters on a piece of paper to spell your words.</p> 	<p>8. Rainbow Words</p> <p>Write your spelling words with coloured pencils. Make each letter a different colour.</p> 
<p>9. Scrambled Words</p> <p>Write your words. Then write them again with the letters mixed up. Can you unscramble them again the next day? e.g. watch - cwhta</p>	<p>10. Silly Sentences</p> <p>Write 3 or more sentences that use all your spelling words.</p> 	<p>11. Prefixes and Suffixes</p> <p>Underline the prefixes and suffixes in the words you are learning. Make sure you know what they mean. e.g. <u>im</u>portant happi<u>ness</u></p>	<p>12. Word Search</p> <p>Create your own word search with your spellings. Show the answers to your puzzle in a different colour.</p> 
<p>13. Flashcards</p> <p>Make and practice with flashcards. Put the word on one side and definition (meaning) on the other.</p> 	<p>14. Picture & a Story</p> <p>Draw a picture defining each word. Write a sentence about your picture using the word.</p>	<p>15. Words without Vowels</p> <p>Write all of your words replacing vowels with a line. Go back and see if you can fill in the vowels. e.g. q--st--n = question</p>	<p>16. Train Words</p> <p>Write the entire list end-to-end as one long word. Write each new word in a different colour. e.g. trainbackstop</p>
<p>17. Write a Story, Poem or Song with Words</p> <p>Write a story using all your spelling words. Underline the words you used.</p>	<p>18. Bubble Letters</p> <p>Write your spelling words out in bubble writing.</p> 	<p>19. Words Within Words</p> <p>Write each spelling word and then write at least 2 words made from that word. e.g. catch - cat, hat</p>	<p>20. Picture words</p> <p>Draw a picture and hide your spelling words in the picture.</p>

Use your imagination and write them in different ways until you are confident.