

Kingfisher Class Spellings Term 2

TEST DATE: Fri 6th Nov		TEST DATE: Fri 13th Nov		TEST DATE: Fri 20th Nov	
The grapheme 'oi'	The sound /l/ spelt with '-le' at the end of words	The grapheme 'ear'	The sound /l/ spelt with '-el' at the end of words	The grapheme 'air'	The sound /l/ spelt with '-il' and '-al' at the end of words
oil soil boil foil coin coil join void point toilet	table apple bottle little middle able wobble multiple dazzle riddle	ear hear gear beard fear year dear near clear appear	camel tunnel squirrel travel towel tinsel bagel hazel vowel jewel	air hair chair pair fair lair unfair stairs fairy dairy	pencil fossil nostril pupil metal pedal capital hospital animal oval
TEST DATE: Fri 27th Nov		TEST DATE: Fri 4th Dec		TEST DATE: Fri 11th Dec	
The grapheme 'ure'	The sound /igh/ spelt with '-y' at the end of words	The grapheme 'er'	Adding '-ies' to nouns and verbs ending in -y	The grapheme 'st' (phase 4)	Common Exception Words
cure secure pure lure injure picture capture figure mature mixture	cry fly dry try reply sly shy terrify sky multiply	banner summer letter dinner hammer ladder rubber mixer bigger waiter	flies tries replies copies babies carries cries dries marries families	best test list mist fast rest gust fist boost burst	find mind behind old cold gold hold told every everybody
TEST DATE: Thurs 17th Dec					
Please practice the year 1/2 common exception words.					
There will be no test this week.					









SPELLINGS: KINGFISHER CLASS

At the moment we are not using Spelling Shed to practise spellings. We have listed some great ways to practise your spellings below.

There are two lists each week. The list on the left are phonic based spellings (Phase 3/4) and the list on the right are year 2 recap spellings.

You will be tested on a selection of words from both lists every Friday. The words on the left all follow phonic rules so you will not have to remember too many different spellings – just the rules.

IDEAS:

<p>1. ABC Order</p>  <p>Write all of your spelling words in alphabetical (ABC) order.</p>	<p>2. Word Parts</p> <p>Write your words. Then use a coloured pencil to divide the words into syllables. e.g. <u>jump</u>ing cater<u>pill</u>ar</p>	<p>3. Other Handed</p> <p>Write each word 5 times, switching the hand you write it with each time. Say the word as you spell it.</p>	<p>4. Vowel Spotlight</p> <p>Write your words using one colour for the vowels and another colour for the consonants. (vowels: a, e, i, o, u)</p>
<p>5. Use Technology</p> <p>Type out your spelling words on the computer. Try to use at least 4 different fonts.</p> 	<p>6. Pyramid Words</p> <p style="text-align: center;">s sp spe spel spell spelli spelling spelling spelling</p> <p>(or make them boat shaped, star, smiley face, etc.)</p>	<p>7. "Ransom" Words</p> <p>"Write" your words by cutting letters out of a newspaper or magazine and gluing the letters on a piece of paper to spell your words.</p> 	<p>8. Rainbow Words</p> <p>Write your spelling words with coloured pencils. Make each letter a different colour.</p> 
<p>9. Scrambled Words</p> <p>Write your words. Then write them again with the letters mixed up. Can you unscramble them again the next day? e.g. watch - cwhta</p>	<p>10. Silly Sentences</p> <p>Write 3 or more sentences that use all your spelling words.</p> 	<p>11. Prefixes and Suffixes</p> <p>Underline the prefixes and suffixes in the words you are learning. Make sure you know what they mean. e.g. <u>im</u>portant happ<u>iness</u></p>	<p>12. Word Search</p> <p>Create your own word search with your spellings. Show the answers to your puzzle in a different colour.</p> 
<p>13. Flashcards</p> <p>Make and practice with flashcards. Put the word on one side and definition (meaning) on the other.</p> 	<p>14. Picture & a Story</p> <p>Draw a picture defining each word. Write a sentence about your picture using the word.</p>	<p>15. Words without Vowels</p> <p>Write all of your words replacing vowels with a line. Go back and see if you can fill in the vowels. e.g. q--st--n = question</p>	<p>16. Train Words</p> <p>Write the entire list end-to-end as one long word. Write each new word in a different colour. e.g. <u>train</u><u>back</u><u>stop</u></p>
<p>17. Write a Story, Poem or Song with Words</p> <p>Write a story using all your spelling words. Underline the words you used.</p>	<p>18. Bubble Letters</p> <p>Write your spelling words out in bubble writing.</p> 	<p>19. Words Within Words</p> <p>Write each spelling word and then write at least 2 words made from that word. e.g. catch - cat, hat</p>	<p>20. Picture words</p> <p>Draw a picture and hide your spelling words in the picture.</p>